Diver Platform®
General Ledger Advisor™

Dimensional INSIGHT®

Quickly access the data necessary to control costs, improve cash flows and increase productivity

Using General Ledger Advisor allows finance to share data with managers in a secure environment without giving access to the entire general ledger. Managers only see what they need to. Finance does not have to send out unsecured excel spreadsheets to accomplish communication with managers.

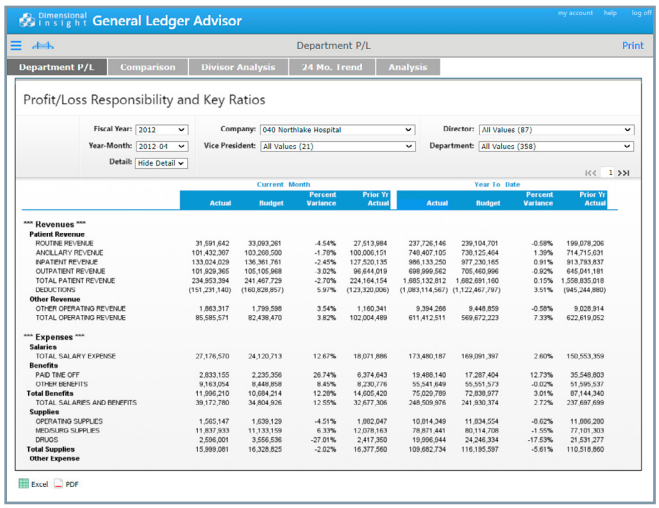

Dimensional Insight General Ledger Advisor

my account | help | log off

Department P/L — Print

Department P/L | Comparison | Divisor Analysis | 24 Mo. Trend | Analysis

Profit/Loss Responsibility and Key Ratios

Fiscal Year: 2012 | Company: 040 Northlake Hospital | Director: All Values (87)

Year-Month: 2012 04 | Vice President: All Values (21) | Department: All Values (358)

Detail: Hide Detail

	Current Month				Year To Date			
	Actual	Budget	Percent Variance	Prior Yr Actual	Actual	Budget	Percent Variance	Prior Yr Actual
*** Revenues ***								
Patient Revenue								
ROUTINE REVENUE	31,591,642	33,093,261	-4.54%	27,513,984	237,726,146	239,104,701	-0.58%	199,078,206
ANCILLARY REVENUE	101,432,307	103,268,500	-1.78%	100,006,151	749,407,105	730,125,464	1.39%	714,715,631
INPATIENT REVENUE	133,024,029	136,361,761	-2.45%	127,520,135	986,133,250	977,230,165	0.91%	913,793,837
OUTPATIENT REVENUE	101,929,365	105,106,968	3.02%	96,644,019	698,999,562	705,460,996	0.92%	646,641,181
TOTAL PATIENT REVENUE	234,953,394	241,467,729	-2.70%	224,164,154	1,685,132,812	1,682,691,160	0.15%	1,558,835,018
DEDUCTIONS	(151,231,140)	(160,828,857)	5.97%	(123,320,006)	(1,083,114,567)	(1,122,467,797)	3.51%	(945,244,880)
Other Revenue								
OTHER OPERATING REVENUE	1,863,317	1,799,598	3.54%	1,160,341	9,394,266	9,448,859	-0.58%	9,028,914
TOTAL OPERATING REVENUE	85,585,571	82,438,470	3.82%	102,004,489	611,412,511	569,672,223	7.33%	622,619,052
*** Expenses ***								
Salaries								
TOTAL SALARY EXPENSE	27,176,570	24,120,713	12.67%	18,071,886	173,480,187	169,091,397	2.60%	150,553,359
Benefits								
PAID TIME OFF	2,833,155	2,235,356	26.74%	6,374,643	19,488,140	17,287,404	12.73%	35,549,803
OTHER BENEFITS	9,163,054	8,448,858	8.45%	8,230,776	55,541,649	55,551,573	-0.02%	51,595,537
Total Benefits	11,996,210	10,684,214	12.28%	14,605,420	75,029,789	72,838,977	3.01%	87,144,340
TOTAL SALARIES AND BENEFITS	39,172,780	34,804,926	12.55%	32,677,306	248,509,976	241,930,374	2.72%	237,697,699
Supplies								
OPERATING SUPPLIES	1,565,147	1,639,129	-4.51%	1,802,047	10,814,349	11,834,554	-8.62%	11,886,280
MEDSURG SUPPLIES	11,837,933	11,133,159	6.33%	12,078,163	78,871,441	80,114,708	-1.55%	77,101,303
DRUGS	2,596,001	3,556,638	-27.01%	2,417,350	19,006,944	24,246,334	-17.63%	21,531,277
Total Supplies	15,999,081	16,328,825	-2.02%	16,377,560	109,682,734	116,195,597	-5.61%	110,518,860
Other Expense								

Excel | PDF

Profit, Loss, and Key Ratios

The Challenge

Operating managers need timely access to information. With this access, they can manage expenses and revenues in a more self-sufficient, secure, and cost-effective way. The challenge is finding a way to provide that access.

The Solution: General Ledger Advisor

General Ledger Advisor provides that access with an intuitive dashboard-based interface. It includes powerful ad hoc analysis and reporting capabilities that enable users to discover the answers to their own questions without involving IT.

Dimensional INSIGHT®

At left: Comparison Functionality
Below: General Ledger Performance by VP with Divisor Analysis

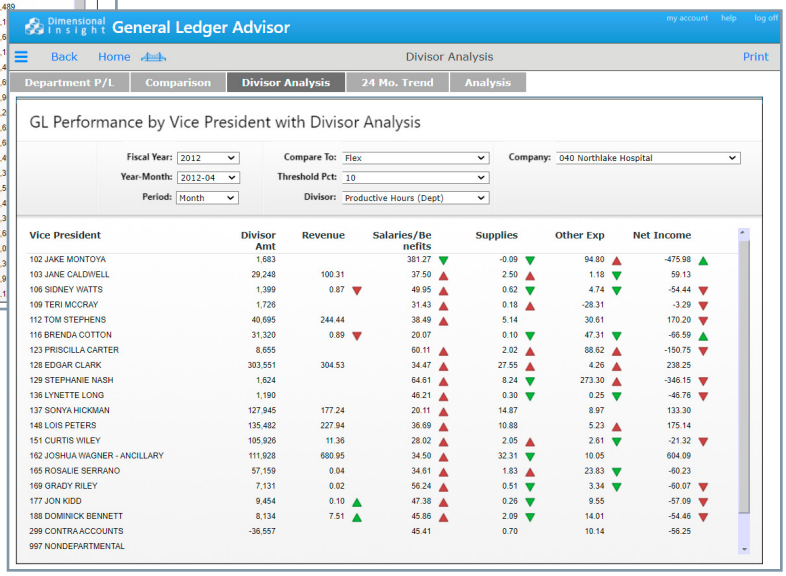

Users can:

- investigate performance trends
- analyze expense and revenue data
- gain easy access to detail data

All of this takes place within a user-friendly application designed specifically for financial analysis, reporting, and independence from IT.

Clear Visibility & Confidence in Financial Data Shared Across the Organization

Data Visualization

Dashboard views provide the ability to see the information behind general ledger entries. Indicators provide a quick visual reference of trends.

Self-Service Analytics

Users can answer their own questions with General Ledger Advisor's self-service analytics, accessing timely insights to increase productivity and improve the company's bottom line.

Governed Data Discovery

General Ledger Advisor delivers information that is managed and secured by your governing department — whether it be IT or some other group of individuals.

Combining Budget, Forecast, and General Ledger Data

An organization's profitability can be ascertained from the following information:

- performance against budget
- comparisons across the organization
- budget information
- forecast feeds
- invoice details

Easy access to the most current version of this information helps managers make the right business decisions. However, at many organizations, this information is based on data drawn from disparate sources. Combining that data can be a slow and time-consuming process prone to errors and inconsistencies. This lag in time while integrating the data puts managers at risk as decisions are made based on outdated information.

This is not a problem with General Ledger Advisor. General Ledger Advisor has an improved integration process that automates integration of the general ledger with budget and forecasting systems. With the integrated data, General Ledger Advisor then provides users the ability to analyze revenues and expenses at all levels. Users can even dive into data detail as needed. Fully automated integration gives General Ledger Advisor users a complete, reliable view of actual and relative performance. This visibility improves productivity and instills confidence in data shared across the organization.

Part of Dimensional Insight's Library of Applications

General Ledger Advisor is built on Dimensional Insight's award-winning enterprise analytics platform. Deploying these applications results in deep and sustained financial, and operational improvements that impact customer service and your organization's bottom line. Diver Platform and Dimensional Insight's Library of Applications satisfy your company's enterprise reporting needs.

Benefits to the Library of Applications approach

- **Data trust across departments.** Data governance ensures the use of consistent, standardized, validated, and documented business rules and measures across applications. This means all departments are using the same definitions for decision-making.
- **Quick to implement.** Dimensional Insight uses a proven process that leads to short implementation times and quick time-to-value. Building applications on previously implemented Dimensional Insight apps leads to even shorter deployment times, especially when compared to department-specific apps from multiple vendors.
- **Lower overall costs.** Because Dimensional Insight applications are all built upon Diver Platform, companies do not incur the high costs associated with licensing and supporting solutions from multiple vendors.
- **Designed to be customizable.** Users access 1,000s of off-the-shelf industry-standard business rules that can be deployed "as is" or adjusted to your unique requirements.
- **Consistent look and feel across application areas.** Applications all have a consistent, intuitive look and feel. Moving from one application to another is seamless. Executives and other users do not have to learn several applications.

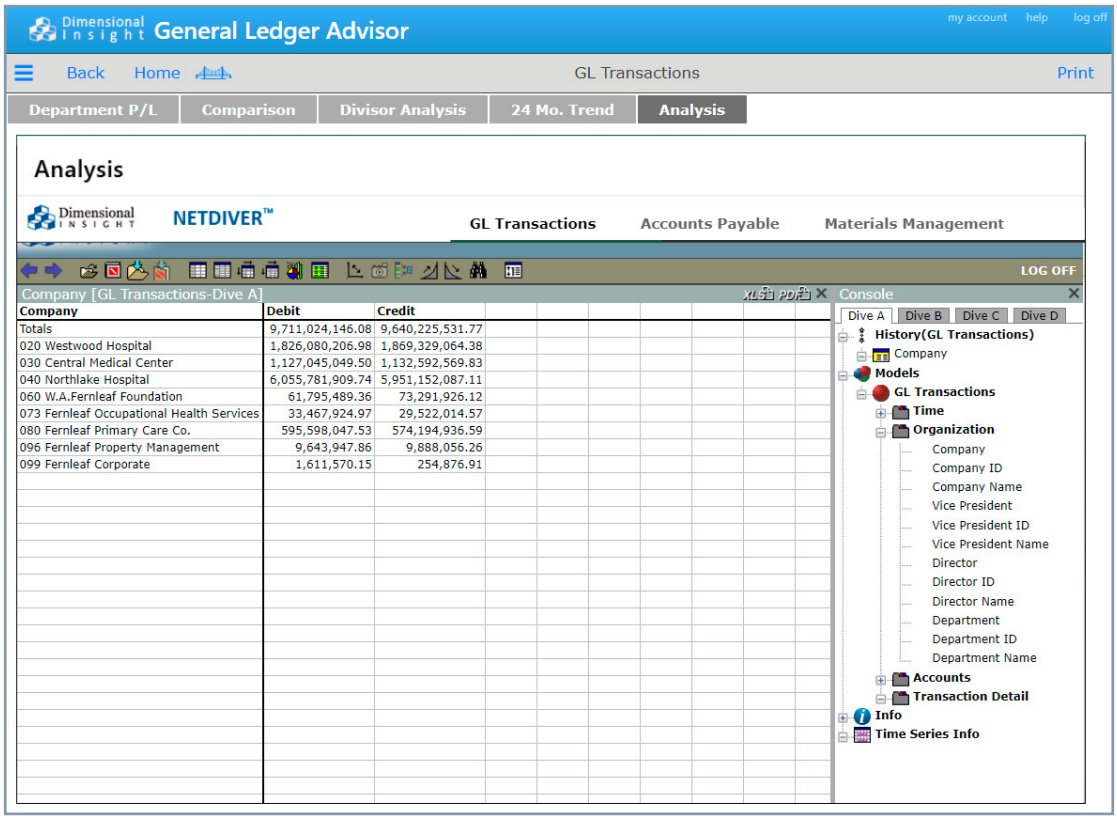

Company	Debit	Credit
Totals	9,711,024,146.08	9,640,225,531.77
020 Westwood Hospital	1,826,080,206.98	1,869,329,064.38
030 Central Medical Center	1,127,045,049.50	1,132,592,569.83
040 Northlake Hospital	6,055,781,909.74	5,951,152,087.11
060 W.A.Fernleaf Foundation	61,795,489.36	73,291,926.12
073 Fernleaf Occupational Health Services	33,467,924.97	29,522,014.57
080 Fernleaf Primary Care Co.	595,598,047.53	574,194,936.59
096 Fernleaf Property Management	9,643,947.86	9,888,056.26
099 Fernleaf Corporate	1,611,570.15	254,876.91

General Ledger Advisor's Analysis view allows users to conduct their own ad hoc inquiries.

Built on the award-winning enterprise analytics platform: Diver Platform®

- **Dresner Advisory Wisdom of Crowds BI Market Study.** Recognized as an Industry Leader in the Wisdom of Crowds BI Market Study, Dimensional Insight receives top ranks in this independent BI user survey.
- **Leading edge technology.** Enterprise analytics platform combines ETL, data management, and self-service analytics to provide a powerful engine that generates results for all types of users.
- **Data governance.** Rigorous processes that manage and protect data ensure data trust and consistency across the organization.
- **Custom development.** Since Diver is a development platform, customers can modify existing Dimensional Insight applications or build new ones on their own, giving them the best of both worlds.
- **Data when and where you want it.** Users can easily access data from their desktop, laptop, tablet, or phone.
- **Multiple deployment options.** Organizations can host deployment on site, in the cloud, or via SaaS.

Dresner

About Dimensional Insight

Dimensional Insight is a leading provider of integrated business intelligence and performance management solutions. Our mission is to make organizational data accessible and usable so everyone from analysts to line of business users can get the information they need to make informed, data-driven decisions.

ds.general.ledger.advisor.041321.rw

Dimensional INSIGHT®

60 Mall Road
Burlington, MA 01803
t: 781.229.9111
www.dimins.com

©2021 Dimensional Insight, DiveTab, and the Dimensional Insight logo are trademarks of Dimensional Insight, Inc.